

Jingle Bell Guitar Ensemble Teacher Tips

I wrote three parts for Jingle Bells, melody, bass lines, and chords. There are two chord charts with chord diagrams (a'la Dr. Uke!). I did one with full chords (except for F) and one with easy three string/two string strums. The chords need to be steady, half note strums.

The melody should be accessible for your beginning students. I'd like some feed back to make sure I am on track with what your students can do. I tried to make parts playable for students at different levels of ability.

The bass part has the most movement, so use it to set the tempo.

I try to teach all the parts to the class, then pick what parts they are comfortable playing, or assign parts for the most musical performance of the song. When you are learning the bass and the chording, the class can sing or hum the melody to keep their place in the music.

Have fun with it!

Melody

Jingle Bells

arr. for guitar
B. Reinig

The first system of music consists of two staves. The top staff is a treble clef staff with a key signature of one flat (B-flat) and a 2/4 time signature. It contains four measures of music: the first measure has three quarter notes (B4, C5, B4); the second measure has three quarter notes (A4, G4, F4); the third measure has four quarter notes (E4, D4, C4, B3); and the fourth measure has a whole note (A3). The bottom staff is a guitar TAB staff with four lines. It contains fret numbers corresponding to the notes in the melody: 0 0 0 for the first measure, 0 0 0 for the second, 0 3 1 3 for the third, and 0 for the fourth.

The second system of music consists of two staves. The top staff is a treble clef staff with a key signature of one flat and a 2/4 time signature. It contains four measures of music: the first measure has four quarter notes (B4, C5, B4, A4); the second measure has three quarter notes (G4, F4, E4); the third measure has four quarter notes (D4, C4, B3, A3); and the fourth measure has two quarter notes (G3, F3). The bottom staff is a guitar TAB staff with fret numbers: 1 1 1 1 for the first measure, 1 0 0 for the second, 0 3 3 0 for the third, and 3 3 for the fourth.

The third system of music consists of two staves. The top staff is a treble clef staff with a key signature of one flat and a 2/4 time signature. It contains four measures of music: the first measure has three quarter notes (B4, C5, B4); the second measure has three quarter notes (A4, G4, F4); the third measure has four quarter notes (E4, D4, C4, B3); and the fourth measure has a whole note (A3). The bottom staff is a guitar TAB staff with fret numbers: 0 0 0 for the first measure, 0 0 0 for the second, 0 3 1 3 for the third, and 0 for the fourth.

The fourth system of music consists of two staves. The top staff is a treble clef staff with a key signature of one flat and a 2/4 time signature. It contains four measures of music: the first measure has four quarter notes (B4, C5, B4, A4); the second measure has three quarter notes (G4, F4, E4); the third measure has four quarter notes (D4, C4, B3, A3); and the fourth measure has a whole note (G3). The bottom staff is a guitar TAB staff with fret numbers: 1 1 1 1 for the first measure, 1 0 0 for the second, 3 3 1 3 for the third, and 1 for the fourth.

Bass

Jingle Bells

arr. for guitar
B. Rejnig


Musical notation for the first system. Above the staff are four groups of four eighth notes. The staff contains three measures, each with a triplet of eighth notes. The bass line below the staff shows the fret numbers: 3 2 0, 3 2 0, 3 2 0, 3 2 0.

Musical notation for the second system. Above the staff are four groups of four eighth notes. The staff contains three measures. The bass line below the staff shows the fret numbers: | | | |, 3 3 3, 3 3 3 3, 3 3 0 2.

Musical notation for the third system. Above the staff are four groups of four eighth notes. The staff contains three measures, each with a triplet of eighth notes. The bass line below the staff shows the fret numbers: 3 2 0, 3 2 0, 3 2 0, 3 2 0.


Musical notation for the fourth system. Above the staff are four groups of four eighth notes. The staff contains three measures. The bass line below the staff shows the fret numbers: | | | |, 3 3 3, 3 3 0 2, 3.

Jingle Bells

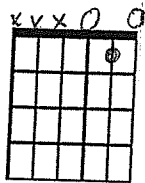


C


Jingle bells, jingle bells, Jingle all the way!



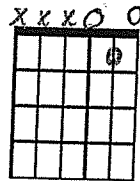
F



C

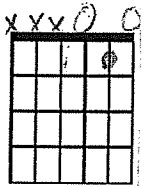


G




C

O what fun it is to ride In a one-horse open sleigh

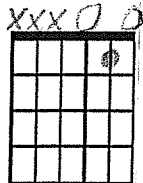


C


Jingle bells, jingle bells, Jingle all the way!



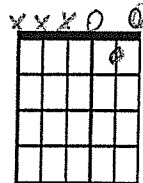
F



C



G

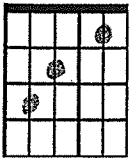


C

O what fun it is to ride In a one-horse open sleigh

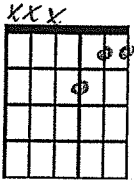
"Jingle Bells" is one of the best-known and commonly sung American Christmas songs in the world. It was written by James Lord Pierpont (1822–1893) and published under the title "One Horse Open Sleigh" in the autumn of 1857. Even though it is now associated with the Christmas and holiday season, it was actually originally written to be sung for American Thanksgiving!

Jingle Bells

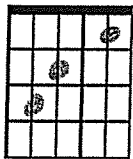


C

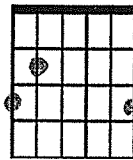
Jingle bells, jingle bells, Jingle all the way!



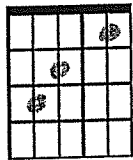
F



C




G



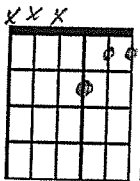
C

O what fun it is to ride In a one-horse open sleigh




C

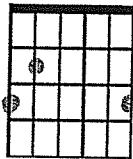
Jingle bells, jingle bells, Jingle all the way!



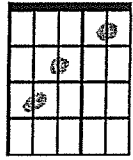
F



C



G



C

O what fun it is to ride In a one-horse open sleigh

"Jingle Bells" is one of the best-known and commonly sung American Christmas songs in the world. It was written by James Lord Pierpont (1822–1893) and published under the title "One Horse Open Sleigh" in the autumn of 1857. Even though it is now associated with the Christmas and holiday season, it was actually originally written to be sung for American Thanksgiving!